

HD2021T...



HD2021T... TRANSMITTERS FOR ILLUMINANCE AND IRRADIANCE MEASUREMENTS.

The series of transmitters HD 2021T... allow to convert photometric and radiometric quantities, such as illuminance (Lux) and irradiance (W/m^2) in the UVA, UVB, UVC spectral regions and in the 400 ... 1050nm band, into a 0 ... 10Vdc voltage signal. The 0 ... 10 V output voltage (0...1V, 0...5V, 4...20mA available upon request for orders of minimum 5 units) is factory calibrated according to the full scale range specified at the time of order. The wide range of applications

of the HD2021T... transmitters include:

- Control of illuminance (HD 2021T...) in offices, manufacturing plants and production areas, commercial sites, theatres, museums, sports facilities, roadway lighting, tunnels and nursery-gardening systems.
- Control of solar radiation in the 400nm...1050nm spectral band (HD 2021T1).
- Control of the irradiance emitted by the tanning lamps in the UVA (HD 2021T2) and UVB (HD2021T3) spectral regions, as well as control of the efficiency of filters in devices using high pressure lamps.
- Control of the efficiency of the lamps used in sewage treatment plants, where UVC (HD2021T4) band irradiance has to be constantly monitored.

The series of transmitters HD2021T... is suitable to be installed either indoor and outdoor (Protection: IP66). In case of measurements of extremely intense light sources, the transmitter sensitivity can be reduced upon request. The HD 2021T... series use filters and photodiodes especially studied to adjust spectral response to a specific region of interest.

INSTALLATION OF THE TRANSMITTERS

Once identified the installation location, provide the electric connections inside the transmitter. Unscrew the four screws on the transmitter cover, lift the cover, the inside of the transmitter is as in Figure 1.

The terminal, easily identifiable, is equipped with three terminals with the following letters:

GND → is the mass to which the power supply and the output signal are referred
+Vdc → is the head connected to the positive pole (if a DC power supply is used)
Vlux (output) → is the output of the system to be connected to the positive pole of a multimeter or to a data acquisition system.

The sample below shows the installation of illuminance HD2021T transmitter for monitoring lamps intensity. For this kind of applications, the HD2021T transmitters are generally installed on ceilings, close to the area where illuminance needs to be monitored (figure 2). By means of a reference Luxmeter (ex. HD2102.1 o HD2102.2 with the probe LP471PHOT) previously placed in the operating area, act on the HD2021T potentiometer up to obtain the reference value desired. The output of the HD2021T is suitable to control several adjustable power supply units at the same time.

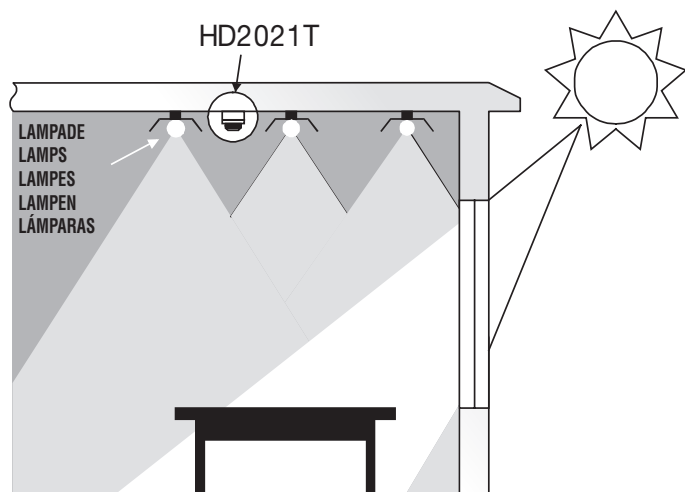


fig. 2

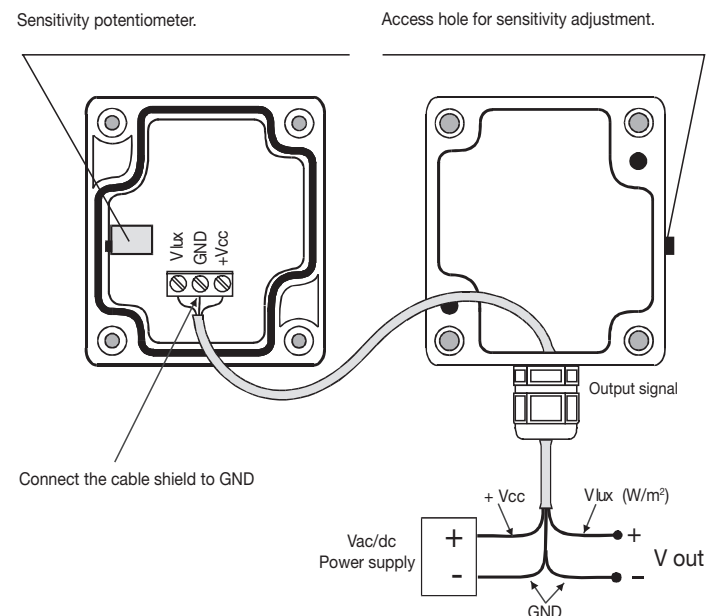
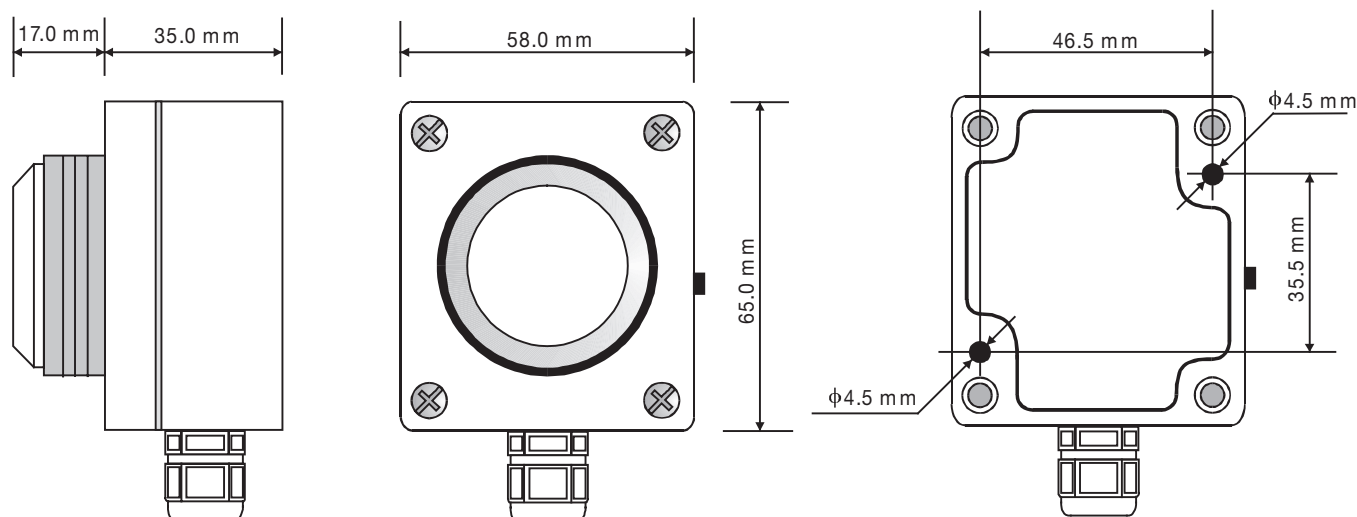


fig. 1

DIMENSIONS:

HD2021T, HD2021T1, HD2021T2, HD2021T3, HD2021T4



TECHNICAL SPECIFICATIONS

	HD2021T	HD2021T1	HD2021T2	HD2021T3	HD2021T4
Sensor	Photodiode Si	Photodiode Si	Photodiode GaP	Photodiode SiC	Photodiode SiC
Spectral range	Curve V(λ)	450 ... 1050 nm	UVA	UVB	UVC
Measure	Photometric	Radiometric			
Viewing angle	Corrected in accordance with the Cosine law				
Measurement range	see table A - B - C				
	mV/lux	mV/(mW/m²)	mV/(mW/m²) peak 360 nm	mV/(mW/m²) peak 305 nm	mV/(mW/m²) peak 260 nm
Output signal	0 ... 10 V (0 ... 1 V, 0 ... 5 V minimum order 5 pcs) 4 ... 20mA				
Power supply	16 ... 40 Vdc or 24 Vac, for 0 ... 10 V output 10 ... 40 Vdc or 24 Vac for 0 ... 1 V, 0 ... 5 V output - 10 ... 40 Vdc for 4 ... 20 mA output				
Power consumption	10 mA				
Working temperature	-20 ... +60 °C				
Electrical protection	Protected against polarity inversions				
Maximum dimensions	58 mm x 65 mm x 52 mm				
Degree of protection	IP 66				
Maximum cable length	150 m with output 4...20mA – 10m with the voltage outputs				

ORDERING CODES

* The full scale value has to be selected in the fields A, B, C

MODEL	A	B	C	X
HD 2021T	0.02...2 klux	0.2...20 klux	2...200klux	Other ranges available upon request for at least 5 pcs per order
HD 2021 T1	0.2...20 W/m ²	2...200 W/m ²	20...2000 W/m ²	
HD 2021 T2	0.2...20 W/m ²	2...200 W/m ²	20...2000 W/m ²	
HD 2021 T3	2...200 W/m ²	20...2000 W/m ²		
HD 2021 T4	2... 200 W/m ²	20...2000 W/m ²		

** For voltage output 0...10V, please indicate: V

For current output 4...20mA, please indicate: A

i.e. HD2021TBA: Transmitter for illuminance range 0,2...20klux, Output 4...20mA